




















Terminal Blocks





AVK 2.5	AVK 4	AVK 6	AVK 10	AVK 16	AVK 36
					

Earth Terminals





AVK 2.5/4 T	AVK 6/10 T	AVK 16/35 T	WGT 4	WGT 6	WGT 10
					


PIK 2.5 N	PIK 2.5 NK	PIK 4 ND	PIK 4 NLD	PUK 3	PUK 3 T	PUK 3S
						

Spring Clamp Terminals

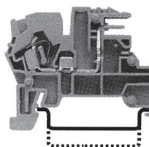
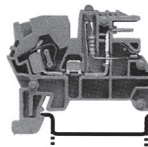
YBK 2.5	TBK 4	YBK 6	YBK 10
			

Spring Clamp Earth Terminals




YBK 2.5 T	YBK 4 T	YBK 6 T	YBK 10 T
			





Terminals with PCB Connection

PCY 2.5	PCY 2.5L
	



Disconnect and Fuse Terminals

ASK 2 S	ASK 3A	YBK 2.5 A
		




Terminal Strips

PSK 1	PSK 2
	

Terminal Strips


BUK 2.5/3	BUK 2.5/4
	

BK & IBK 4-10-35 mm<sup>2</sup> Clamping Yokes

BK 4	BK 10	BK 35
		

### AVK 2,5


Width 5 mm  
304 140



Torque : 0,4 Nm

### AVK 4

Width 5 mm  
304 150




Torque : 0,5 Nm




Electrical Ratings							
Voltage/Current/Cross-section		750 V ~ / 26 A / 2,5 mm <sup>2</sup>		750 V ~ / 34 A / 4 mm <sup>2</sup>			
VDE (IEC 60947-7-1)		750 V ~ / 24 A / 2,5 mm <sup>2</sup>		750 V ~ / 32 A / 4 mm <sup>2</sup>			
UL/CSA		600 V ~ / 20 A / AWG 26-12		600 V ~ / 30 A / AWG 26-10			
ATEX		630 V ~ / 21 A		400 A / 28 A / mm <sup>2</sup>			
Insulation Stripping Length		10 mm		10 mm			
Connection Data							
Solid Strand,Screw Connection		0,5 - 4 mm <sup>2</sup>		0,5 - 6 mm <sup>2</sup>			
Fine Strand,Screw Connection		1,5 - 2,5 mm <sup>2</sup>		1,5 - 4 mm <sup>2</sup>			
AWG Conductor		26 .... 12		26 .... 10			
Ordering Data		Cat.No.	Qty.	Cat.No.	Qty.		
Polyamide 6.6		304 120	100	304 130	100		
Grey							
End Bracket		Typ	Cat.No.	Qty.			
Thickness 8 mm		MR 32 & MR 35 for Grey	WGD 1	495 039	100		
		MR 35 for Grey	KD 3	495 049	100		
End Plate / Partition		Typ	Cat.No.	Qty.	Typ	Cat.No.	Qty.
Polyamide 6.6		NPP 2.5-10	444 120	100	NPP 2.5-10	444 120	100
		APP 2.5-10	462 120	25	APP 2.5-10	462 120	25
Small Partition		Typ	Cat.No.	Qty.	Typ	Cat.No.	Qty.
Grey		AD 1	467 919	100	AD 1	467 919	100
Cross Connection		Typ	Cat.No.	Qty.	Typ	Cat.No.	Qty.
		UK 2.5/2	474 122	25	UK 4/2	474 132	25
		UK 2.5/3	474 123	20	UK 4/3	474 133	20
		UK 2.5/4	474 124	15	UK 4/4	474 134	15
		UK 2.5/10	474 129	5	UK 4/10	474 139	5
Test Plug-Soc. / Ins. Test Soc.		Typ	Cat.No.	Qty.	Typ	Cat.No.	Qty.
		TF (附 2)	493 020	5	TF (附 2.3)	493 023	5
		TF (附 2.3)	493 023	5	TF (附 4)	493 040	5
		TSK 1 (附 2)	490 010	5	TSK 4 (附 2.3)	490 040	5
		TSK 3 (附 2.3)	490 030	5	TSK 7 (附 4)	490 070	5
					ITK 28 (附 4)	492 010	5
Warning Label		Typ	Cat.No.	Qty.	Typ	Cat.No.	Qty.
		With symbol	IP 2 S	498 130	25	IP 2 S	498 130
		Without symbol	IP 2	498 140	25	IP 2	498 140
Group Marking		Typ	Cat.No.	Qty.	Typ	Cat.No.	Qty.
		Grey	GE	496 119	50	GE	496 119
			GE 2	496 250	25	GE 2	496 250

**AVK 6**  
Width 5 mm  
304 140




Torque : 0,8 Nm

**AVK 10**  
Width 5 mm  
304 150




Torque : 1,2 Nm

**AVK 16**  
Width 5 mm  
304 160



Torque : 1,2 Nm

**AVK 35**  
Width 5 mm  
304 170




Torque : 2,5 Nm

750 V ~ / 44 A / 6 mm <sup>2</sup>			750 V ~ / 61 A / 10 mm <sup>2</sup>			750 V ~ / 82 A / 16 mm <sup>2</sup>			750 V ~ / 135 A / 35 mm <sup>2</sup>		
630 V ~ / 41A / 6 mm <sup>2</sup>			630 V ~ / 57 A / 10 mm <sup>2</sup>			750 V ~ / 76 A / 16 mm <sup>2</sup>			750 V ~ / 125 A / 35 mm <sup>2</sup>		
600 V ~ / 50 A / AWG 26-8			600 V ~ / 65 A / AWG 16-6			600 V ~ / 85 A / AWG 12-4			600 V ~ / 115 A / AWG 10-2		
630 V ~ / 36 A / 6 mm <sup>2</sup>			500 V ~ / 50 A / 10 mm <sup>2</sup>			630 V ~ / 66 A / 16 mm <sup>2</sup>			630 V ~ / 109 A / 35 mm <sup>2</sup>		
12 mm			12 mm			16 mm			18 mm		
0,5 - 10 mm <sup>2</sup>			1,5 - 16 mm <sup>2</sup>			1,5 - 16 mm <sup>2</sup>			6 - 16 mm <sup>2</sup>		
1,5 - 6 mm <sup>2</sup>			1,5 - 10 mm <sup>2</sup>			1,5 - 16 mm <sup>2</sup>			10 - 35 mm <sup>2</sup>		
26 .... 8			16 .... 6			14 .... 4			8 .... 1		
<b>Cat.No.</b>	<b>Qty.</b>		<b>Cat.No.</b>	<b>Qty.</b>		<b>Cat.No.</b>	<b>Qty.</b>		<b>Cat.No.</b>	<b>Qty.</b>	
304 140	100		304 150	100		304 160	50		304 170	50	
WGD 1 495 039 100			WGD 1 495 039 100			WGD 1 495 039 100			WGD 1 495 039 100		
KD 3 495 049 100			KD 3 495 049 100			KD 3 495 049 100			KD 3 495 049 100		
<b>Typ</b>	<b>Cat.No.</b>	<b>Qty.</b>	<b>Typ</b>	<b>Cat.No.</b>	<b>Qty.</b>	<b>Typ</b>	<b>Cat.No.</b>	<b>Qty.</b>	<b>Typ</b>	<b>Cat.No.</b>	<b>Qty.</b>
NPP 2.5-10	444 120	100	NPP 2.5-10	444 120	100	NPP 2.5-10	444 120	100			
APP 2.5-10	462 120	25	APP 2.5-10	462 120	25	APP 2.5-10	462 120	25			
<b>Typ</b>	<b>Cat.No.</b>	<b>Qty.</b>	<b>Typ</b>	<b>Cat.No.</b>	<b>Qty.</b>						
AD 1	467 919	100	AD 1	467 919	100						
<b>Typ</b>	<b>Cat.No.</b>	<b>Qty.</b>	<b>Typ</b>	<b>Cat.No.</b>	<b>Qty.</b>	<b>Typ</b>	<b>Cat.No.</b>	<b>Qty.</b>	<b>Typ</b>	<b>Cat.No.</b>	<b>Qty.</b>
UK 6/2	474 142	25	UK 10/2	474 152	25	UK 16/2	474 162	25	UK 35/2	474 172	25
UK 6/3	474 143	20	UK 10/3	474 153	20	UK 16/3	474 163	20	UK 35/3	474 173	20
UK 6/4	474 144	15	UK 10/4	474 154	15	UK 16/4	474 164	15	UK 35/4	474 174	15
UK 6/10	474 149	5	UK 10/10	474 159	5	UK 16/10	474 169	5	UK 35/10	474 179	5
<b>Typ</b>	<b>Cat.No.</b>	<b>Qty.</b>	<b>Typ</b>	<b>Cat.No.</b>	<b>Qty.</b>	<b>Typ</b>	<b>Cat.No.</b>	<b>Qty.</b>	<b>Typ</b>	<b>Cat.No.</b>	<b>Qty.</b>
TF (สั 2.3)	493 023	5	TF (สั 2.3)	493 023	5	TF (สั 4)	493 040	5	TF (สั 4)	493 040	5
TF (สั 4)	493 040	5	TF (สั 4)	493 040	5						
TSK 4 (สั 2.3)	490 040	5	TSK 4 (สั 2.3)	490 040	5	TSK 8 (สั 4)	490 080	5	TSK 9 (สั 4)	490 090	5
TSK 7 (สั 4)	490 070	5	TSK 7 (สั 4)	490 070	5						
ITK 28 (สั 4)	492 010	5	ITK 28 (สั 4)	492 010	5	ITK 32 (สั 4)	492 020	5			
<b>Typ</b>	<b>Cat.No.</b>	<b>Qty.</b>	<b>Typ</b>	<b>Cat.No.</b>	<b>Qty.</b>	<b>Typ</b>	<b>Cat.No.</b>	<b>Qty.</b>			
IP 2 S	498 130	25	IP 2 S	498 130	25	IP 2 S	498 130	25			
IP 2	498 140	25	IP 2	498 140	25	IP 2	498 140	25			
<b>Typ</b>	<b>Cat.No.</b>	<b>Qty.</b>	<b>Typ</b>	<b>Cat.No.</b>	<b>Qty.</b>	<b>Typ</b>	<b>Cat.No.</b>	<b>Qty.</b>			
GE	496 119	50	GE	496 119	50	GE	496 119	50			
GE 2	496 250	25	GE 2	496 250	25	GE 2	496 250	25			



### AVK 2,5/4 T


Width 6 mm  
334 120



Torque : 0,5 Nm

### AVK 6/10 T

Width 10 mm  
334 140



Torque : 1,2 Nm

Electrical Ratings					
Voltage/Current/Cross-section		- V ~ -A / 4 mm <sup>2</sup>		- V ~ -A / 10 mm <sup>2</sup>	
VDE (IEC 60947-7-1)					
VDE (IEC 60947-7-2)		- V ~ -A / 4 mm <sup>2</sup>		- V ~ -A / 10 mm <sup>2</sup>	
UL/CSA		AWG 26-10		AWG 16-8	
Insulation Stripping Length		10 mm		12 mm	
Connection Data					
Solid Strand,Screw Connection		0,5 - 6 mm <sup>2</sup>		1,5 - 16 mm <sup>2</sup>	
Fine Strand,Screw Connection		1,5 - 4 mm <sup>2</sup>		1,5 - 10 mm <sup>2</sup>	
AWG Conductor		26 .... 10		16 .... 6	
Ordering Data					
Polyamide 6.6	Yellow-Green			Cat.No.	Qty.
				304 130	100
Group Marking					
	Grey	Typ	Cat.No.	Qty.	Typ
		GE	496 119	50	GE
					Cat.No.
					496 119
					Qty.
					50

